

























## Major Subsidiaries and Associates (As of March 31, 2018)

### Subsidiaries

Company name	Listed market	Fiscal year-end	Capital (Millions of yen)	Voting rights (%)	Main businesses
<b>Domestic Telecommunications Segment</b>					
 SoftBank Corp.		Mar.	197,693	99.99	Provision of mobile communications services; sale of mobile devices; provision of broadband services to retail customers; provision of telecom services to corporate customers, such as data communications and fixed-line telephone services in Japan
 Wireless City Planning Inc. *1		Mar.	18,899	32.2	Planning and provision of mobile broadband services
 SoftBank Payment Service Corp.		Mar.	6,075	100	Settlement services; card services and related services
<b>Sprint Segment</b>					
 Sprint Corporation *2*3	NYSE	Mar.	\$40,053K	84.7	Holding company
 Sprint Communications, Inc. *2*3		Mar.	\$1,180,954K	100	Provision of mobile communications services; sale and lease of mobile devices; sale of accessories; provision of fixed-line telecommunications services in the U.S.
<b>Yahoo Japan Segment</b>					
 Yahoo Japan Corporation	TSE First Section	Mar.	8,737	43.0	Internet advertising; e-commerce business; membership services
 ValueCommerce Co., Ltd.	TSE First Section	Dec.	1,728	52.1	Affiliate advertising marketing service; <i>StoreMatch</i> online advertising distribution service
 ASKUL Corporation	TSE First Section	May	21,189	45.2	Mail-order sale of stationery and services
 eBOOK Initiative Japan Co., Ltd.	TSE First Section	Mar.	854	44.1	E-book distribution
 The Japan Net Bank, Limited		Mar.	37,250	41.2	Banking business
<b>Distribution Segment</b>					
 Brightstar Global Group Inc.		Dec.	\$3K	87.1	Holding company
 Brightstar Corp.		Dec.	\$0K	100	Distribution of mobile devices overseas
 SoftBank Commerce & Service Corp.		Mar.	500	100	Manufacture, distribution, and sale of ICT-related products and ICT-related services
<b>Arm Segment</b>					
 Arm Limited		Mar.	GBP1,025K	100	Design of microprocessor intellectual property and related technology; sale of software tools
Arm PIPD Holdings One, LLC *4*5		Dec.	GBP500,166K	100	Holding company
Arm PIPD Holdings Two, LLC *4*5		Dec.	GBP343,203K	100	Holding company
<b>SoftBank Vision Fund and Delta Fund Segment</b>					
 SB Investment Advisers (UK) Limited		Mar.	\$212K	100	Management company of SoftBank Vision Fund and Delta Fund
<b>Company-wide (in common)</b>					
SoftBank Group International GK *5*6		Mar.	24	100	Holding company
SoftBank Group Capital Limited		Mar.	\$5,508K	100	Holding company
SB Group US, Inc.		Mar.	\$0K	100	Holding company

Company name	Listed market	Fiscal year-end	Capital (Millions of yen)	Voting rights (%)	Main businesses
<b>Others</b>					
 Fortress Investment Group LLC <sup>*5*7</sup>		Dec.	—	100	Alternative investment management business
 Fukuoka SoftBank HAWKS Corp.		Feb.	100	100	Ownership of professional baseball team; operation of baseball games; management and maintenance of baseball stadium and other sports facilities; distribution of video, voice, and data content via media
 SB Energy Corp.		Mar.	3,154	100	Generation of electricity from renewable energy sources; supply and sale of electricity
 SoftBank Robotics Group Corp.		Mar.	11,600	69.7	Holding company
SBBM Corporation		Mar.	10	100	Holding company
Skywalk Finance GK <sup>*5*8</sup>		Mar.	0	100	Holding company
 ITmedia Inc.	TSE Mothers	Mar.	1,708	57.7	Operation of comprehensive IT information site <i>ITmedia</i> , etc.
 SoftBank Technology Corp. <sup>*9</sup>	TSE First Section	Mar.	885	54.3	Solutions and services for online businesses
 Vector Inc. <sup>*9</sup>	TSE JASDAQ Standard	Mar.	1,018	52.1	Operation, sale, and marketing of online games; software downloads; advertising
 SoftBank Ventures Korea Corp.		Dec.	KRW18,000M	100	Holding company
 SoftBank Korea Corp.		Dec.	KRW2,200M	100	Holding company
SoftBank Holdings Inc.		Mar.	\$7K	100	Holding company
SoftBank America Inc.		Mar.	\$0K	100	Holding company
SB Pan Pacific Corporation		Mar.	48,248	100	Holding company
SB Cayman 2 Ltd.		Mar.	\$0K	100	Holding company
SB INVESTMENT HOLDINGS (UK) LIMITED		Mar.	\$0K	100	Holding company
STARFISH I PTE LTD.		Mar.	101,298	100	Holding company
Starburst I, Inc. <sup>*2*3</sup>		Mar.	\$216K	100	Holding company
West Raptor Holdings, LLC <sup>*4*5*10</sup>		Mar.	\$1,251,768K	100	Holding company
Hayate Corporation		Mar.	77,842	100	Holding company

<sup>\*1</sup> On March 31, 2018, all shares of Wireless City Planning Inc. held by SoftBank Group International GK ("SBGI") were transferred to SoftBank Corp. ("SB").

<sup>\*2</sup> On April 6, 2018, all shares of Starburst I, Inc. ("Starburst") and Galaxy Investment Holdings, Inc. ("Galaxy") held by SBGI were transferred to SoftBank Group Corp. ("SBG"). On April 26, 2018, all shares of Starburst and Galaxy held by SBG were transferred to SoftBank Group Capital Limited ("SBGC"). Starburst and Galaxy hold the shares of Sprint Corporation ("Sprint"), which holds all shares of Sprint Communications, Inc.

<sup>\*3</sup> On April 29, 2018 (EST), Sprint and T-Mobile US, Inc. ("T-Mobile") entered into a definitive agreement to merge in an all-stock transaction at a fixed exchange ratio of 0.10256 T-Mobile shares for each Sprint share (or the equivalent of 9.75 Sprint shares for each T-Mobile share). SBG will beneficially own approximately 27.4% of the fully diluted common stock of New T-Mobile.

Sprint will become an indirect wholly owned subsidiary of New T-Mobile. Upon completion of the transaction, New T-Mobile is expected to become an equity-method associate of the Company, and Sprint is likely to be de-consolidated from the Company.

Starburst and Galaxy will merge with Huron Merger Sub LLC, a U.S. subsidiary owned directly by T-Mobile, with Huron Merger Sub LLC being a surviving company and Starburst and Galaxy being dissolved.

The transaction is subject to Sprint and T-Mobile stockholder approval, regulatory approvals, and other customary closing conditions. The transaction is expected to close no later than the first half of 2019.

<sup>\*4</sup> Capital represents the amount of capital contribution.

<sup>\*5</sup> The voting rights represent the Company's entire contributions as percentage of capital.

<sup>\*6</sup> On June 15, 2018, SBGI transitioned from a limited liability company to a stock company and changed its name to SoftBank Group Japan Corporation.







<sup>\*7</sup> Fortress Investment Group LLC has not prepared stand-alone financial statements, thus a capital amount is not listed.

<sup>\*8</sup> Skywalk Finance GK has borrowed using collateral of Alibaba shares

<sup>\*9</sup> On April 1, 2018, all shares of SoftBank Technology Corp., Vector Inc., Scioneer Inc., Geniee, Inc., and another seven companies held by SBGI were transferred to SB.

<sup>\*10</sup> West Raptor Holdings, LLC, a wholly owned subsidiary of the Company, entered into a variable prepaid forward contract to sell Alibaba shares with Mandatory Exchangeable Trust.

## Associates

Company name	Listed market	Fiscal year-end	Capital (Millions of yen)	Voting rights (%)	Main businesses
<b>Yahoo Japan Segment</b>					
 BOOKOFF CORPORATION LIMITED	TSE First Section	Mar.	3,652	15.1	Reuse business
<b>Others</b>					
Foxconn Ventures Pte. Ltd.		Mar.	\$46K	36.4	Holding company
 Geniee, Inc. * <sup>9</sup>	TSE Mothers	Mar.	1,519	32.8	Advertising technology business
 Scigineer Inc. * <sup>9</sup>	TSE Mothers	June	786	32.6	Provision of Internet marketing support services using the personalized engine <i>deqwas</i> for e-commerce business operators and retailers
HIKE GLOBAL PTE. LTD.		Mar.	\$266,725K	25.8	Holding company
 Renren Inc.	NYSE	Dec.	\$1,031K	42.9	Investor company of a company operating <i>Renren.com</i> SNS website in China
 Alibaba Group Holding Limited * <sup>8</sup> * <sup>10</sup>	NYSE	Mar.	CNY1,000K	29.0	Investor company of companies operating e-commerce business; cloud computing; digital media and entertainment
 InMobi Pte. Ltd.		Mar.	\$359K	45.0	Mobile advertising services

## Main Overseas Fund Data

### Subsidiaries

Fund name	Capital accepted* <sup>11</sup>	Investment ratio (%)	Main businesses
<b>SoftBank Vision Fund and Delta Fund Segment</b>			
SoftBank Vision Fund L.P.	\$21B	30.1	Investment fund in the technology sector
SB Delta Fund (Jersey) L.P.	\$5B	73.7	Investment fund in Xiaoju Kuaizhi Inc. (DiDi)

\*<sup>11</sup> The capital accepted of SoftBank Vision Fund L.P. includes the capital accepted of SoftBank Vision Fund (AIV M1) L.P., SoftBank Vision Fund (AIV M2) L.P., and SoftBank Vision Fund (AIV S1) L.P., which are major substitute funds of SoftBank Vision Fund L.P.