



Disclaimers

This presentation provides relevant information about SoftBank Group Corp. (“SBG”) and its subsidiaries (together with SBG, the “Company”) and its affiliates (together with the Company, the “Group”) and does not constitute or form any solicitation of investment including any offer to buy or subscribe for any securities in any jurisdiction.

In addition, this material does not constitute an offer to sell, or a solicitation of an offer to buy, any securities of Arm Limited. Any offers to sell, solicitations of offers to buy, or sales of securities will be made in accordance with the registration requirements of the U.S. Securities Act of 1933, as amended, and other applicable securities laws.

This presentation contains forward-looking statements, beliefs or opinions regarding the Group, such as statements about the Group’s future business, future position and results of operations, including estimates, forecasts, targets and plans for the Group. Without limitation, forward-looking statements often include the words such as “targets”, “plans”, “believes”, “hopes”, “continues”, “expects”, “aims”, “intends”, “will”, “may”, “should”, “would”, “could”, “anticipates”, “estimates”, “projects” or words or terms of similar substance or the negative thereof. Any forward-looking statements in this presentation are based on the current assumptions and beliefs of the Group in light of the information currently available to it as of the date hereof. Such forward-looking statements do not represent any guarantee by any member of the Group or its management of future performance and involve known and unknown risks, uncertainties and other factors, including but not limited to: the success of the Group’s business model; the Group’s ability to procure funding and the effect of its funding arrangements; key person risks relating to the management team of SBG; risks relating to and affecting the Group’s investment activities; risks relating to SB Fund (defined as below), its investments, investors and investees; risks relating to SoftBank Corp. and the success of its business; risks relating to law, regulation and regulatory regimes; risks relating to intellectual property; litigation; and other factors, any of which may cause the Group’s actual results, performance, achievements or financial position to be materially different from any future results, performance, achievements or financial position expressed or implied by such forward-looking statements. For more information on these and other factors which may affect the Group’s results, performance, achievements, or financial position, see “Risk Factors” on SBG’s website at https://group.softbank/en/ir/investors/management_policy/risk_factor. None of the Group nor its management gives any assurances that the expectations expressed in these forward-looking statements will turn out to be correct, and actual results, performance, achievements or financial position could materially differ from expectations. Persons viewing this presentation should not place undue reliance on forward looking statements. The Company undertakes no obligation to update any of the forward-looking statements contained in this presentation or any other forward-looking statements the Company may make. Past performance is not an indicator of future results and the results of the Group in this presentation may not be indicative of, and are not an estimate, forecast or projection of the Group’s future results.

The Company does not guarantee the accuracy or completeness of information in this presentation regarding companies (including, but not limited to, those in which SB Funds have invested) other than the Group which has been quoted from public and other sources.

Regarding Trademarks

Names of companies, products and services that appear in this presentation are trademarks or registered trademarks of their respective companies.

Important Notice – Trading of SBG Common Stock, Disclaimer Regarding Un-sponsored American Depository Receipts

SBG encourages anyone interested in buying or selling its common stock to do so on the Tokyo Stock Exchange, which is where its common stock is listed and primarily trades. SBG’s disclosures are not intended to facilitate trades in, and should not be relied on for decisions to trade, un-sponsored American Depository Receipts (“ADRs”).

SBG has not and does not participate in, support, encourage, or otherwise consent to the creation of any un-sponsored ADR programs or the issuance or trading of any ADRs issued thereunder in respect of its common stock. SBG does not represent to any ADR holder, bank or depository institution, nor should any such person or entity form the belief, that (i) SBG has any reporting obligations within the meaning of the U.S. Securities Exchange Act of 1934 (“Exchange Act”) or (ii) SBG’s website will contain on an ongoing basis all information necessary for SBG to maintain an exemption from registering its common stock under the Exchange Act pursuant to Rule 12g3-2(b) thereunder.

To the maximum extent permitted by applicable law, SBG and the Group disclaim any responsibility or liability to ADR holders, banks, depository institutions, or any other entities or individuals in connection with any un-sponsored ADRs representing its common stock.

The above disclaimers apply with equal force to the securities of any of the Group which are or may in the future be the subject of un-sponsored ADR programs, such as SoftBank Corp. or Z Holdings Corporation.

Notice regarding Fund Information contained in this Presentation

This presentation is furnished to you for informational purposes and is not, and may not be relied on in any manner as, legal, tax, investment, accounting or other advice or as an offer to sell or a solicitation of an offer to buy limited partnership or comparable limited liability equity interests in any fund managed by a subsidiary of SBG, including SB Global Advisers Limited (“SBGA”), SB Investment Advisers (UK) Limited (“SBIA”), and any of their respective affiliates thereof (collectively, the “SB Fund Managers” and each an “SB Fund Manager”) (such funds together with, as the context may require, any parallel fund, feeder fund, co-investment vehicle or alternative investment vehicle collectively, the “SB Funds” and each an “SB Fund”). For the avoidance of doubt, the SB Funds include, among other funds, SoftBank Vision Fund L.P. (together with, as the context may require, any parallel fund, feeder fund, co-investment vehicle or alternative investment vehicle, the “Vision Fund I”), which are managed by SBIA and its affiliates; SoftBank Vision Fund II-2 L.P. (together with, as the context may require, any parallel fund, feeder fund, co-investment vehicle or alternative investment vehicle, the “Vision Fund II”), which are managed by SBGA and its affiliates; and SBLA Latin America Fund LLC (together with, as the context may require, any parallel fund, feeder fund, co-investment vehicle or alternative investment vehicle, the “SoftBank Latin America Fund”), which are managed by SBGA and its affiliates.

None of the SB Funds (including the Vision Fund I, Vision Fund II and SoftBank Latin America Fund), the SB Fund Managers any successor or future fund managed by an SB Fund Manager, SBG or their respective affiliates makes any representation or warranty, express or implied, as to the accuracy or completeness of the information contained herein and nothing contained herein should be relied upon as a promise or representation as to past or future performance of the SB Funds or any other entity referenced in this presentation, or future performance of any successor or the future fund managed by an SB Fund Manager.

Information relating to the performance of the SB Funds or any other entity referenced in this presentation has been included for background purposes only and should not be considered an indication of the future performance of the relevant SB Fund, any other entity referenced in this presentation or any future fund managed by an SB Fund Manager. References to any specific investments of an SB Fund, to the extent included therein, are presented to illustrate the relevant SB Fund Manager’s investment process and operating philosophy only and should not be construed as a recommendation of any particular investment or security. The performance of individual investments of an SB Fund may vary and the performance of the selected transactions is not necessarily indicative of the performance of all of the applicable prior investments. The specific investments identified and described in this presentation do not represent all of the investments made by the relevant SB Fund Manager, and no assumption should be made that investments identified and discussed therein were or will be profitable.

The performance of an SB Fund in this presentation is based on unrealized valuations of portfolio investments. Valuations of unrealized investments are based on assumptions and factors (including, for example, as of the date of the valuation, average multiples of comparable companies, and other considerations) that the relevant SB Fund Manager believes are reasonable under the circumstances relating to each particular investment. However, there can be no assurance that unrealized investments will be realized at the valuations indicated in this presentation or used to calculate the returns contained therein, and transaction costs connected with such realizations remain unknown and, therefore, are not factored into such calculations. Estimates of unrealized value are subject to numerous variables that change over time. The actual realized returns on the relevant SB Fund’s unrealized investments will depend on, among other factors, future operating results, the value of the assets and market conditions at the time of disposition, any related transaction costs and the timing and manner of sale, all of which may differ from the assumptions and circumstances on which the relevant SB Fund Manager’s valuations are based.

Past performance is not necessarily indicative of future results. The performance of an SB Fund or any future fund managed by an SB Fund Manager may be materially lower than the performance information presented in this presentation. There can be no assurance that each SB Fund or any future fund managed by the relevant SB Fund Manager will achieve comparable results as those presented therein.


Third-party logos and vendor information included in this presentation are provided for illustrative purposes only. Inclusion of such logos does not imply affiliation with or endorsement by such firms or businesses. There is no guarantee that an SB Fund Manager, an SB Fund’s portfolio companies, any future portfolio companies of a future fund managed by an SB Fund Manager or SBG will work with any of the firms or businesses whose logos are included in this presentation in the future.

SBGA and SBIA manage separate and independent operations and processes from each other and those of SBG in the management of Vision Fund I, Vision Fund II and SoftBank Latin America Fund, respectively. Any SB Funds managed by SBGA or SBIA are solely managed by SBGA or SBIA respectively.



Shifting to offense mode

What is Mankind?






The most intelligent animal on Earth

Singularity





GPT-4



Generative AI Utilization Contest

(To be held monthly within the group companies)

of proposals
(in 10 days)

52k

Prize
(per contest)

1st place: JPY 10mm

Total: JPY 25mm

Evolution of Computing

Calculate



Memorize




Search



Infer

Performance on Difficult Exams

(all at the college entrance exam or college education level)




As-is (GPT-4)

Legal Bar Exam	Top 10%
Medical Licensing Exam	Correct answer: 87% (Passing score: about 60%)
SAT (Reading & Writing)	Top 7%
SAT (Math)	Top 11%
Biology	Top 15%
Statistics	Top 15%
Psychology	Top 17%



Performance on Difficult Exams

(all at the college entrance exam or college education level)




As-is (GPT-4)

To-be ※ illustrative

Legal Bar Exam
Medical Licensing Exam
SAT (Reading & Writing)
SAT (Math)
Biology
Statistics
Psychology

Top 10%
Correct answer: 87% (Passing score: about 60%)
Top 7%
Top 11%
Top 15%
Top 15%
Top 17%



**Top 1%
on all exams**



As-is (GPT-4) *Except Medical Licensing Exam : Simulates GPT-4 scores on each actual test item and displays the percentiles of test takers who achieved scores equivalent to those achieved on the GPT-4, (Source) OpenAI "GPT-4 Technical Report"
As-is (GPT-4) Medical Licensing Exam (USMLE): GPT-4 (5 shot)'s USMLE Sample Exam score (Source) OpenAI, Microsoft "Capabilities of GPT-4 on Medical Challenge Problems"
To-be : The information about future performance herein is provided for illustrative purposes only and does not guarantee accuracy

Evolution of Computing

Calculate



Memorize



Search



Infer



Create

Art



Image Generation

(DALL·E 2 etc.)



Video Generation

(Runway Gen-2 etc.)




Composition


Lyrics / Music

(SongR etc.)

Beyond Human (10,000x)



Artificial Intelligence



Entire society will be connected to AI



AI

Self-evolution + Self-multiplication

Evolution Speed (illustrative)

Agricultural
Revolution



Industrial
Revolution




Information
Revolution



Birth of mankind

Today

Evolution Speed (illustrative)



Birth of Superhuman

Agricultural
Revolution



Industrial
Revolution





Information
Revolution



Today

Birth of mankind

AI will solve problems mankind cannot



Comfortable transportation
without accidents



A long, healthy life



Society without stoppage from natural disasters





Accelerate evolution of AI

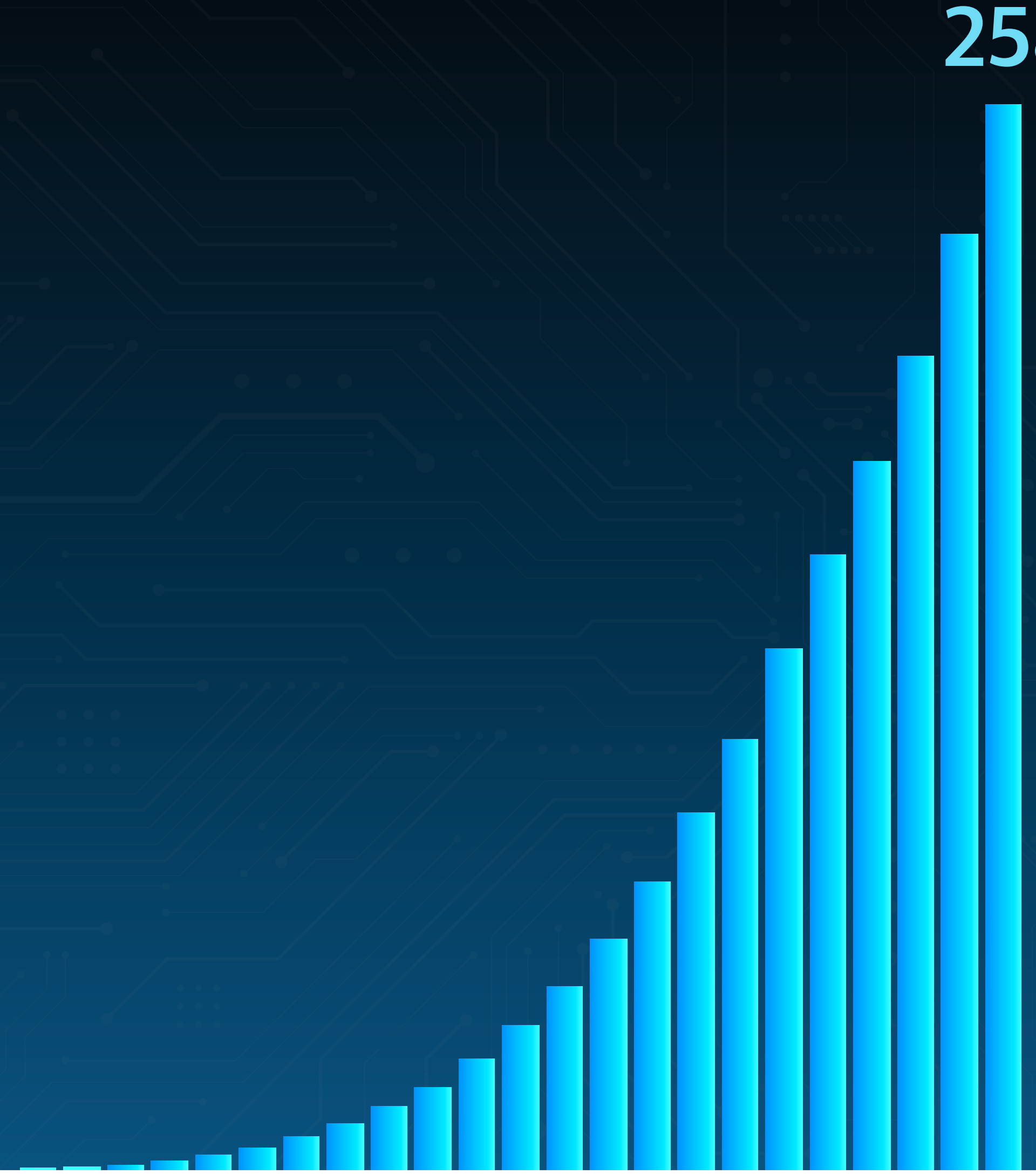
arm

Arm-based Chips Shipped (Cumulative)



258bn

1994 98 02 06 10 14 18 22 (CY)


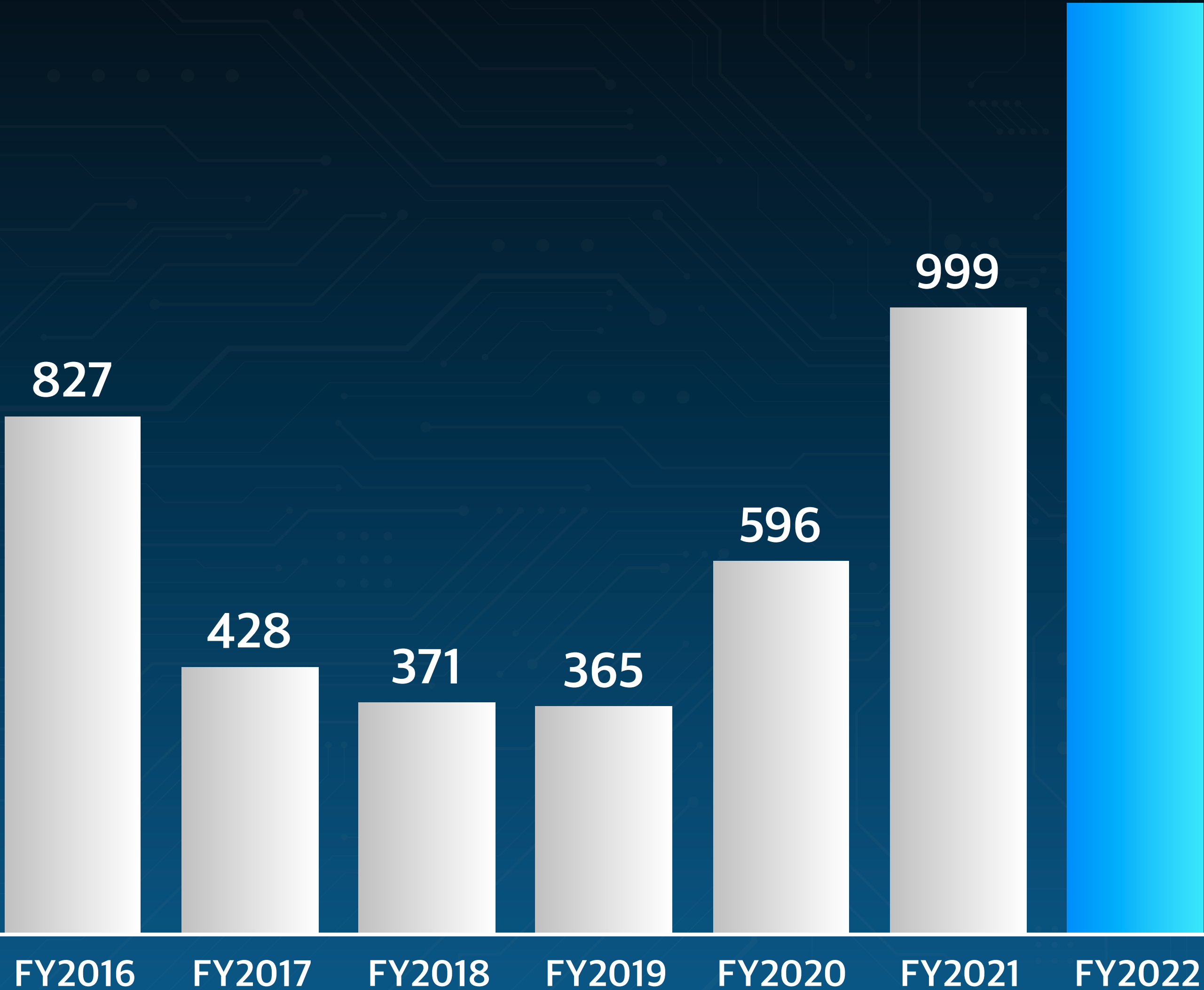


Cumulative shipments of Arm-based chips up to end of each calendar year. (Source) Arm
The information contained herein is provided for illustrative purposes only.
The information herein was prepared by Arm. None of SBG, SVF1, the general partner of SVF1 or SBIA make any representation regarding the accuracy of the information and are under no obligation to update the information.

Adjusted EBITDA (Annual)

(USD mm)

USD 1,484mm



FY2016 FY2017 FY2018 FY2019 FY2020 FY2021 FY2022

(Source) Arm
Arm's Adjusted EBITDA for FY2018-19 excludes ISG direct costs only.
FY2020-21 also excludes some corporate costs associated with ISG.
ISG: Internet-of-Things Services Group
Based on, but not necessarily in conformity with IFRS.
All numbers are unaudited and provided for directional information purposes only.
All numbers are preliminary and subject to change.

The information herein was prepared by Arm. None of SBG, SVF1, the general partner of SVF1 or SBIA make any representation regarding the accuracy of the information and are under no obligation to update the information.

Computing Platform for Mobile

(announced in May 2023)

Next generation
AI



CPU

GPU

Tools

Software


Immersive
gaming experience



Arm Total Compute Solutions 2023

New CPU

arm



Performance

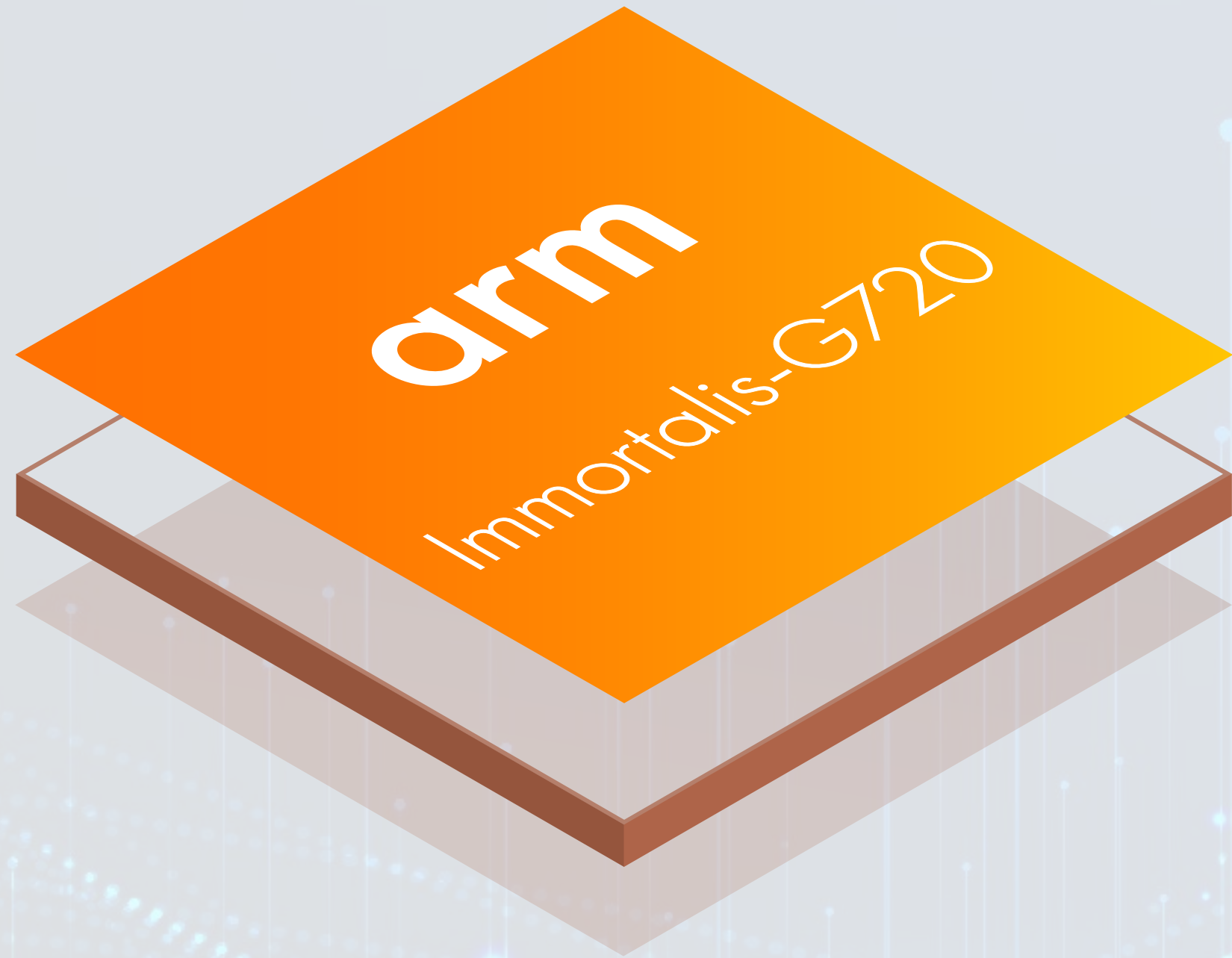
+15%

Power Efficiency

+40%

Accelerating AI uses in edge computing

New GPU



Performance

+15%


Memory bandwidth
usage

40% reduction

Provides high quality graphics with low power consumption


Evolution of AI-powered Devices

arm



High-performance & power-efficient chips are essential

AI is revolutionizing every industry





Shifting to offense mode

New Director Candidate



Rene Haas

Arm Limited
Chief Executive Officer



Information Revolution

– Happiness for everyone

