



Arm Holdings plc SoftBank Investor Briefing

Jason Child

Executive Vice President and Chief Finance Officer

February 2025

Nomenclature difference between Arm and SoftBank Group




Fiscal year ending March 31, 2025



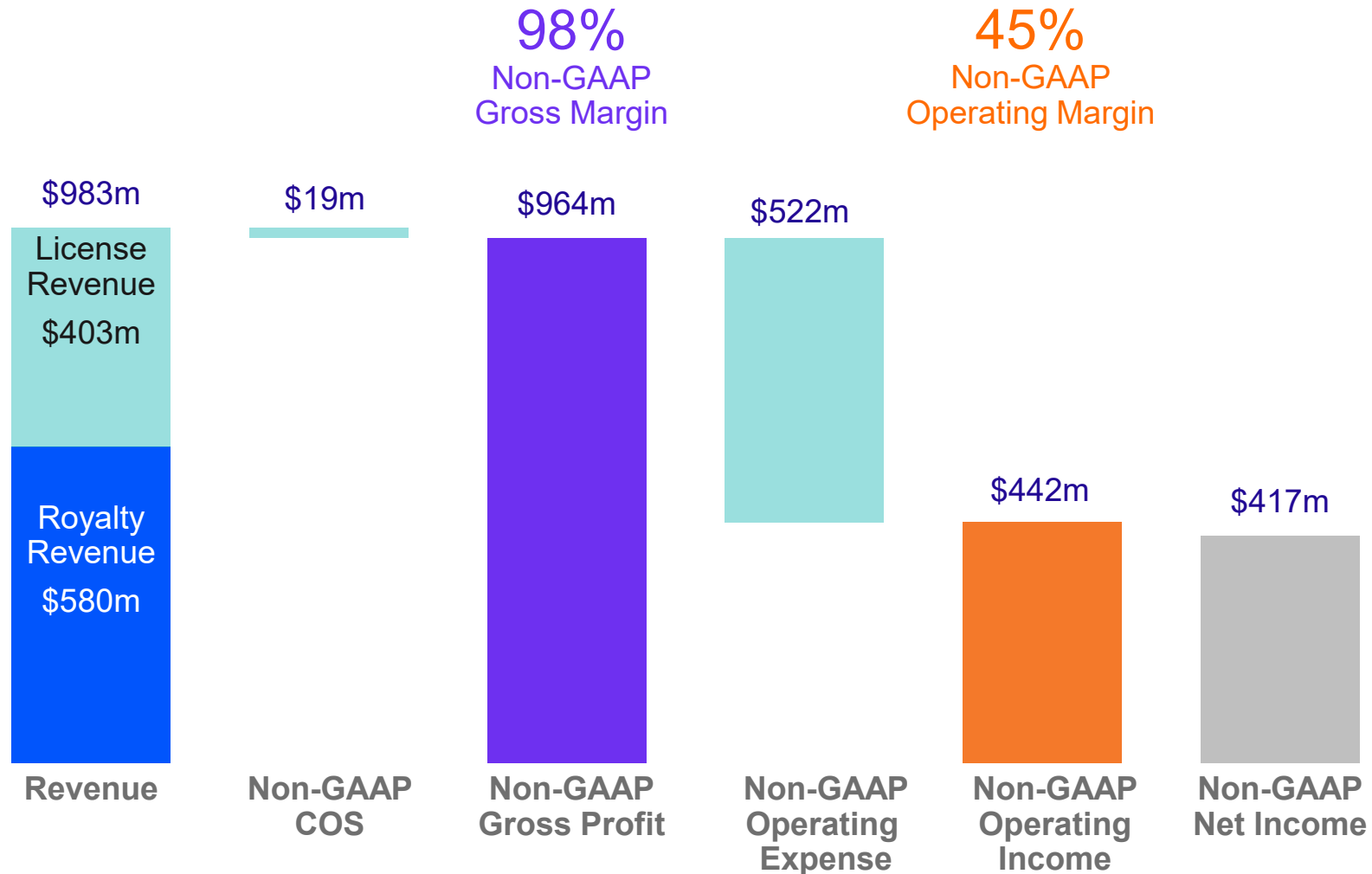
Fiscal year ending March 31, 2025

FY2024



FYE25

Q3 FYE25: From Revenues to Profits

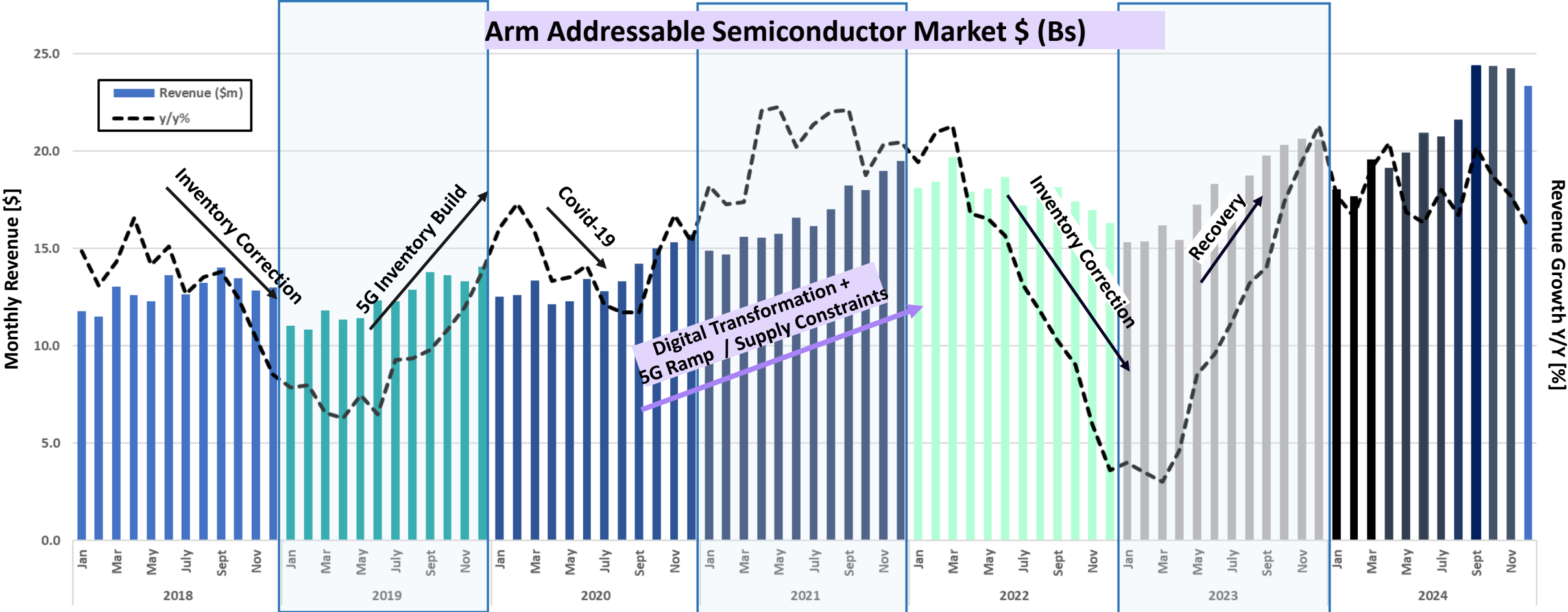


Notes:

1. Depreciation and amortisation for FYE25-Q3 was \$47m
2. See Arm's Shareholder Letter for reconciliation of Non-GAAP metrics to the most directly comparable GAAP metrics.

Semiconductor industry recovered after inventory correction

- After slow start to the year, semiconductor industry has recovered, growing 13% YoY in December
- Industry demand driven by AI and consumer. Automotive and industrial electronics are weaker



Driving revenue today: Share gains in the data center



Graviton4


Powered By
Arm Neoverse V2



Google Cloud

Axion

Powered By
Arm Neoverse V2



Cobalt 100

Powered By
Arm Neoverse CSS N2



Driving revenue today: Armv9 and CSS in latest smartphones

MEDIATEK



Oppo Find X8



Vivo X200 Pro



Vivo Neo 10Pro

Driving revenue next year: NVIDIA DIGITS AI PC



- NVIDIA's DIGITS AI PC targeting early model development
- GB10 superchip combines 20 Armv9 CPU cores with Blackwell GPU
- Also helping to develop AI developer ecosystem around Arm technology
- AI is developed on Arm first

Driving future revenue: Software defined and autonomous vehicles

- Software Defined Vehicles (SDV) need cloud and car parity. Only Arm can provide the same Neoverse technology running in both cloud and vehicles
- Autonomous vehicles need high performance driving core count, and the new safety-critical capability introduced with Armv9

All major automotive OEMs are using Arm technology

BAIC	Daimler Truck	Great Wall	King Long	Stellantis
BMW	Dongfeng	Hainan Automobile	Mazda	Subaru
Brilliance Auto	Ford	Honda	Mercedes-Benz	Suzuki
BYD	GAC	Hyundai	Renault-Nissan-Mitsubishi	Tata
Changan	Geely	Isuzu	SAIC	Toyota
Chery	General Motors	Jianghuai	SAIC-General Motors-Wuling	Volkswagen

Near-Term Guidance

	Q4 FYE 25	FYE 25
Revenue (\$m)	\$1,175m - \$1,275m	\$3.94b - \$4.04b
Non-GAAP Operating Expense (\$m) ¹	~\$590m	~\$2.07b
Non-GAAP fully diluted earnings per share (\$)¹	\$0.48 - \$0.56	\$1.56 - \$1.64

(1) For more information and definitions of the non-GAAP measures see the “Key Financial and Operating Metrics” section of our most recent Shareholder Letter, available at <https://investors.arm.com/>. A reconciliation of each of the projected non-GAAP operating expense and non-GAAP fully diluted earnings per share, which are forward-looking non-GAAP financial measures, to the most directly comparable GAAP financial measure, is not provided because Arm is unable to provide such reconciliation without unreasonable effort. The inability to provide each reconciliation is due to the unpredictability of the amounts and timing of events affecting the items we exclude from the non-GAAP measure.

The background is a dark, blue-toned digital space filled with numerous floating cubes of various sizes and orientations. Each cube displays a different futuristic or technological image. Some cubes show wireframe models of cars, others show glowing green eyes, a person wearing a VR headset, a server room with glowing lights, and abstract patterns of light and data. The overall aesthetic is high-tech and visionary.

The Future is Built on **arm**