



SoftBank
Group

Important Notice to Recipients

Neither SoftBank nor any of its applicable affiliates makes any representations or warranties, express or implied, as to the accuracy or completeness of the information in this presentation (this “**Presentation**”), other than the historical financial performance set forth herein. The Presentation speaks as of the date hereof. SoftBank and its respective affiliates, members, partners, stockholders, managers, directors, officers, employees and agents do not have any obligation to update any part of this Presentation.

Performance and other information herein about selected past SoftBank investments is intended to illustrate SoftBank’s experience making investments. The past investments presented herein were selected by SoftBank on the basis of subjective criteria, and different persons might reach different conclusions as to individual investments’ relevance and about which investments to include in such selection.

Certain information herein refers to certain trends in the technology and related industries. There can be no assurance that such trends will continue. The investments included in this Presentation are not, and do not purport to be, representative of all investments, or all types of investments, previously made by SoftBank. The performance of these selected investments is not indicative of future performance.

Certain information contained herein constitutes “forward-looking statements,” which can be identified by the use of terms such as “may”, “will”, “should”, “expect”, “project”, “estimate”, “intend”, “continue”, “target” or “believe” (or the negatives thereof) or other variations thereon or comparable terminology. In particular, this Presentation contains certain information regarding SoftBank’s expected organization, operations and activities in the future. This information has been set out for illustrative purposes only, and does not constitute forecasts. This Presentation has been prepared based on SoftBank’s current view in relation to future events and various assumptions, including assumptions with respect to events that have not occurred, any of which may prove incorrect. While based on assumptions that SoftBank believes are reasonable under the circumstances, they are subject to uncertainties, changes (including changes in economic, operational, political, legal, tax and other circumstances) and other risks, including, but not limited to, broad trends in business and finance, tax and other legislation affecting SoftBank, all of which are unknowable and beyond SoftBank’s control and any of which may cause SoftBank’s organization, operations or activities to be materially different from those described in this Presentation. Nothing contained in this Presentation may be relied upon as a guarantee, promise or forecast or a representation as to the future. Recipients should not rely on any forward-looking statements.

Disclaimer

This material was prepared based on information available and views held at the time it was made. Statements in this material that are not historical facts, including, without limitation, plans, forecasts and strategies are “forward-looking statements”.

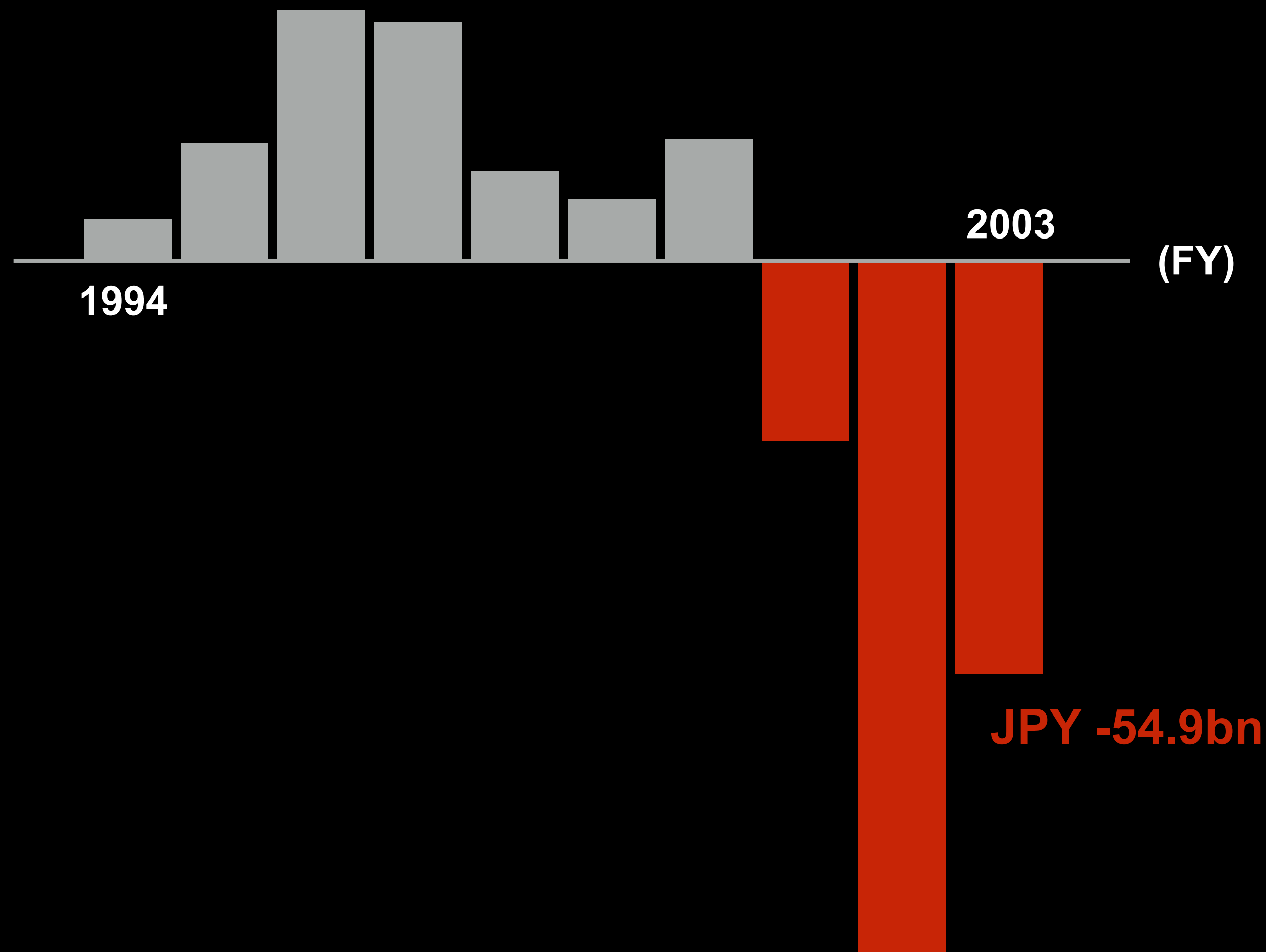
Forward-looking statements are by their nature subject to various risks and uncertainties, including, without limitation, a decline in general economic conditions, general market conditions, technological developments, changes in customer demand for products and services, increased competition, risks associated with international operations, and other important factors, each of which may cause actual results and future developments to differ materially from those expressed or implied in any forward-looking statement.

With the passage of time, information in this material (including, without limitation, forward-looking statements) could be superseded or cease to be accurate. SoftBank Group Corp. disclaims any obligation or responsibility to update, revise or supplement any forward-looking statement or other information in any material or generally to any extent. Use of or reliance on the information in this material is at your own risk. Information contained herein regarding companies other than SoftBank Group Corp. and other companies of the SoftBank Group is quoted from public sources and others. SoftBank Group Corp. has neither verified nor is responsible for the accuracy of such information.

Any statements made herein regarding Sprint Corporation (“Sprint”) are made by SoftBank solely in its capacity as an investor in Sprint. None of such statements are made on behalf of or attributable to Sprint. Any information contained herein regarding Sprint is subject to any and all subsequent disclosures made by Sprint on its own behalf. Neither Sprint nor SoftBank undertakes any obligation to update the information contained herein in connection with any subsequent disclosures made by Sprint, or to reflect any other subsequent circumstances or events. Nothing contained herein may be construed as an obligation on the part of Sprint to provide disclosures or guidance on its own behalf.

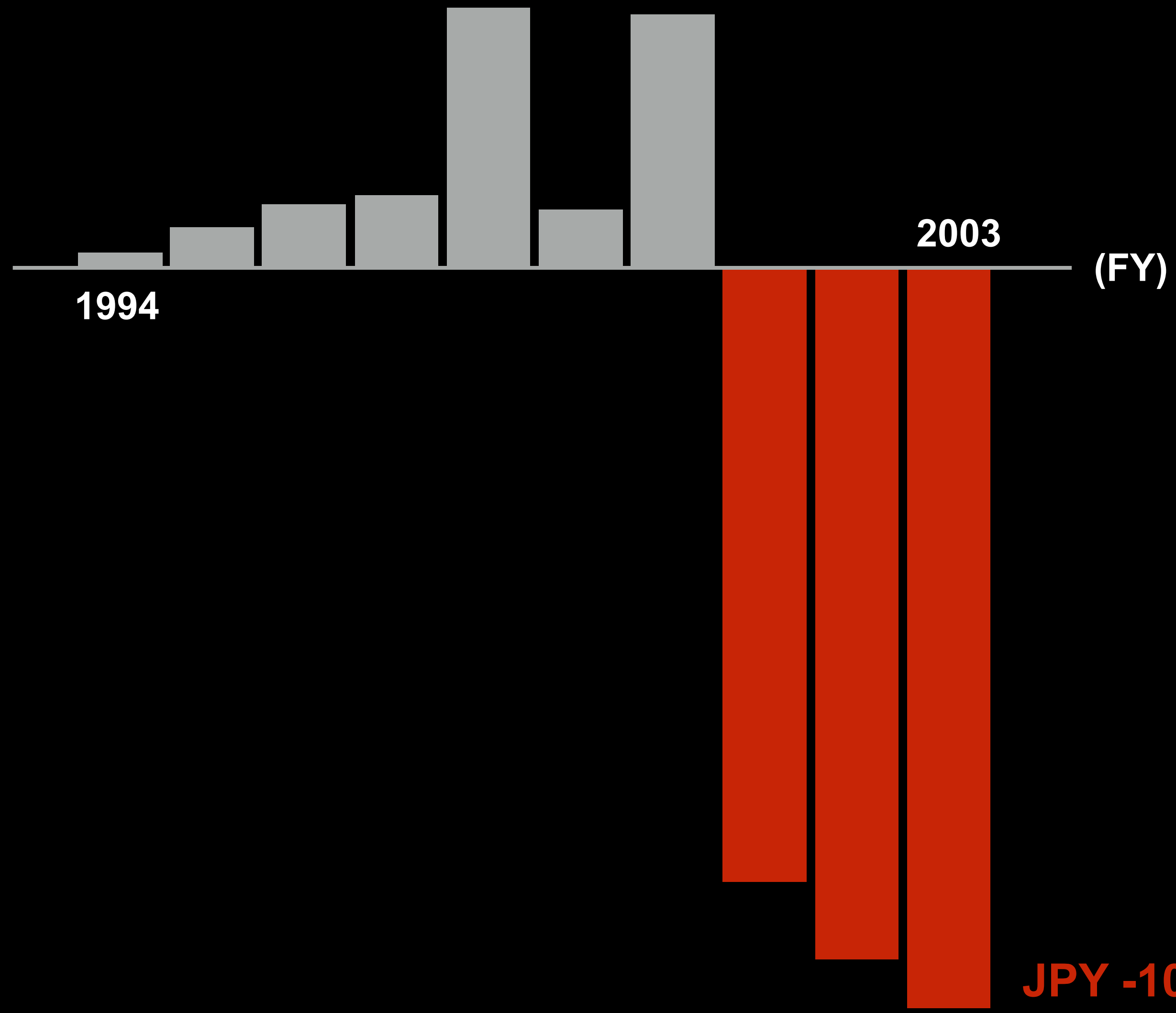
Annual General Meeting of Shareholders (2004)

EBIT



Over JPY 50bn
LOSS

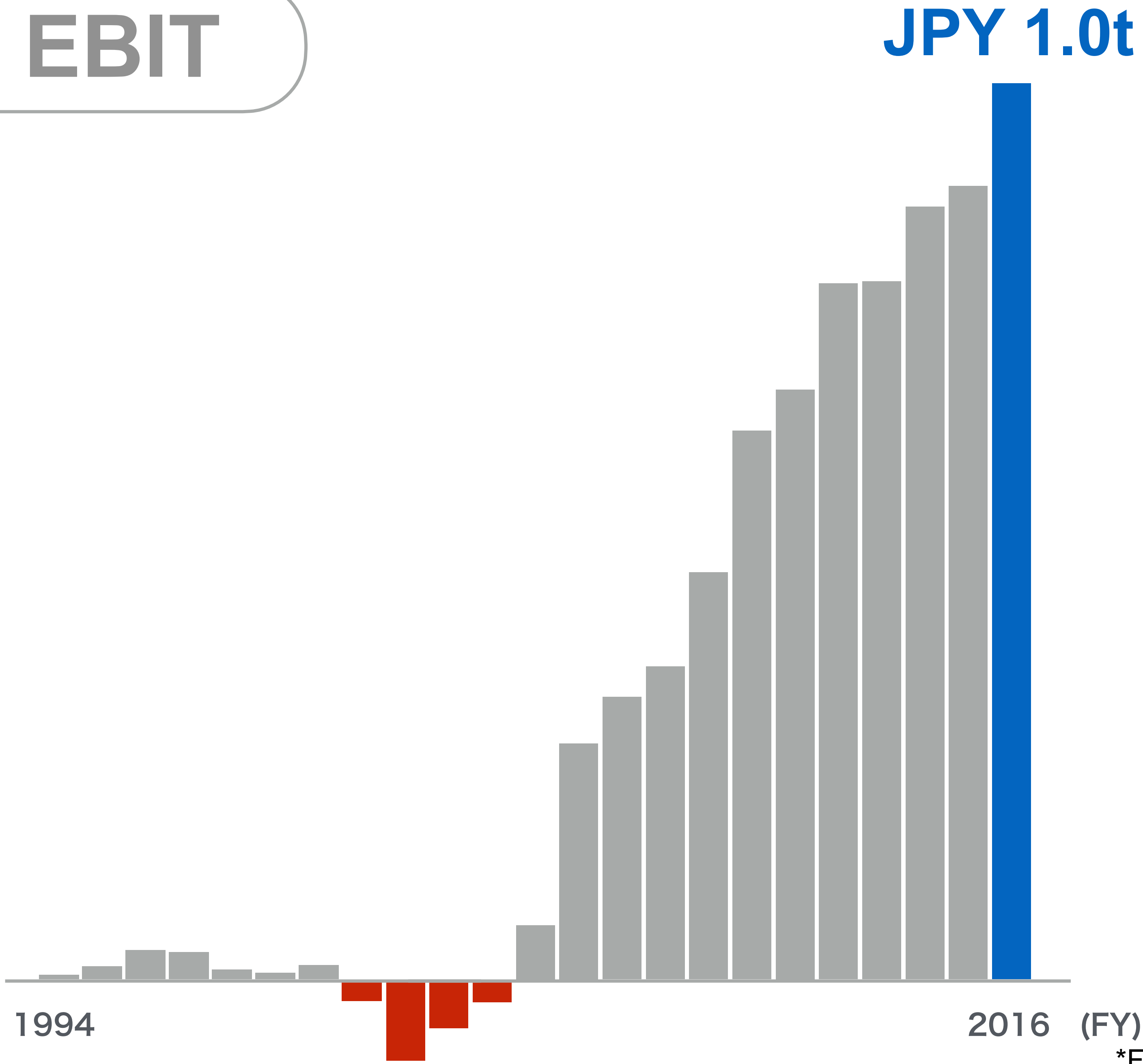
Net Income



**Over JPY 100bn
LOSS**

JPY -107.1bn

EBIT

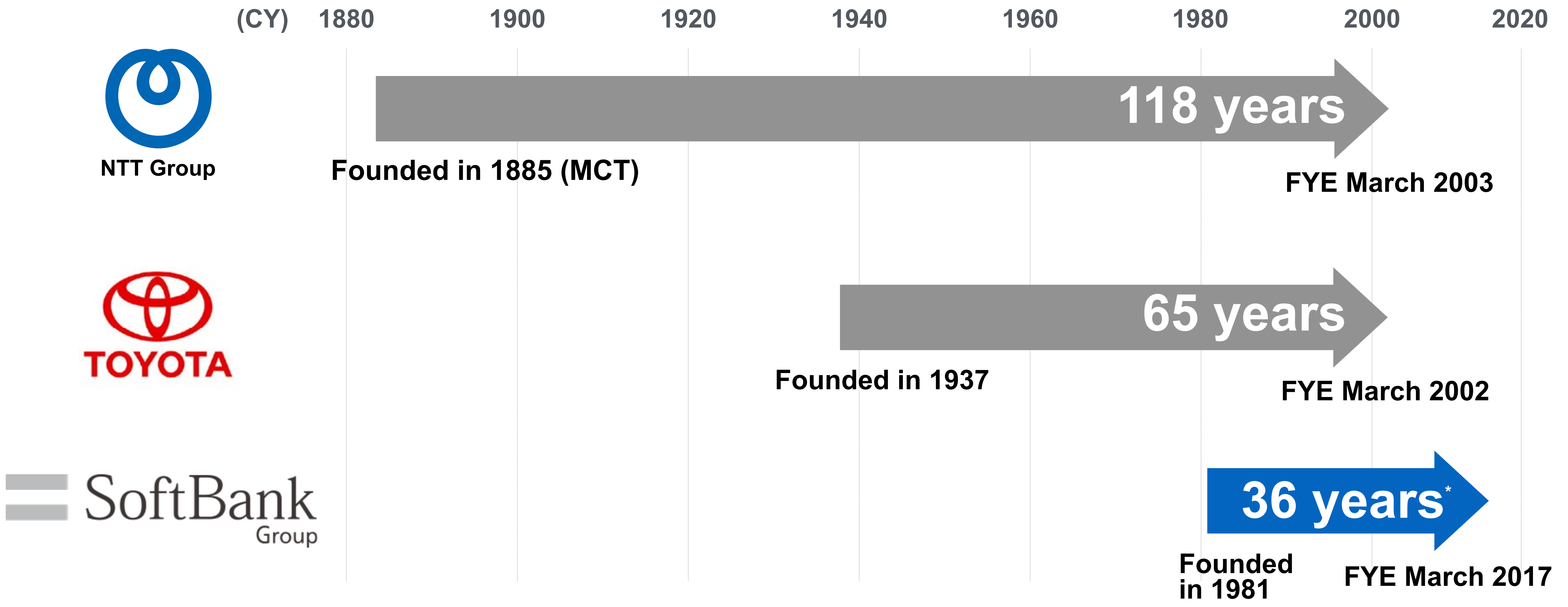


**Exceeds
JPY 1t**

*FY2013-2014: excluding impact of GungHo & Supercell
*FY2013: excluding one-time gain from consolidation of WILLCOM 5

Years to Achieve JPY 1t EBIT

*Excluding impact of GungHo & Supercell



3rd Japanese company to reach milestone

Not impressed

Aiming High

**Japan shall be
reformed once more**



**The world shall be
reformed once more**


**The company that contributes
the most to humankind
by driving Information Revolution**

 **SoftBank**
Group




SINGULARITY

Birth of Super-intelligence







**A new world where
all industries will be redefined**





A world without car accidents





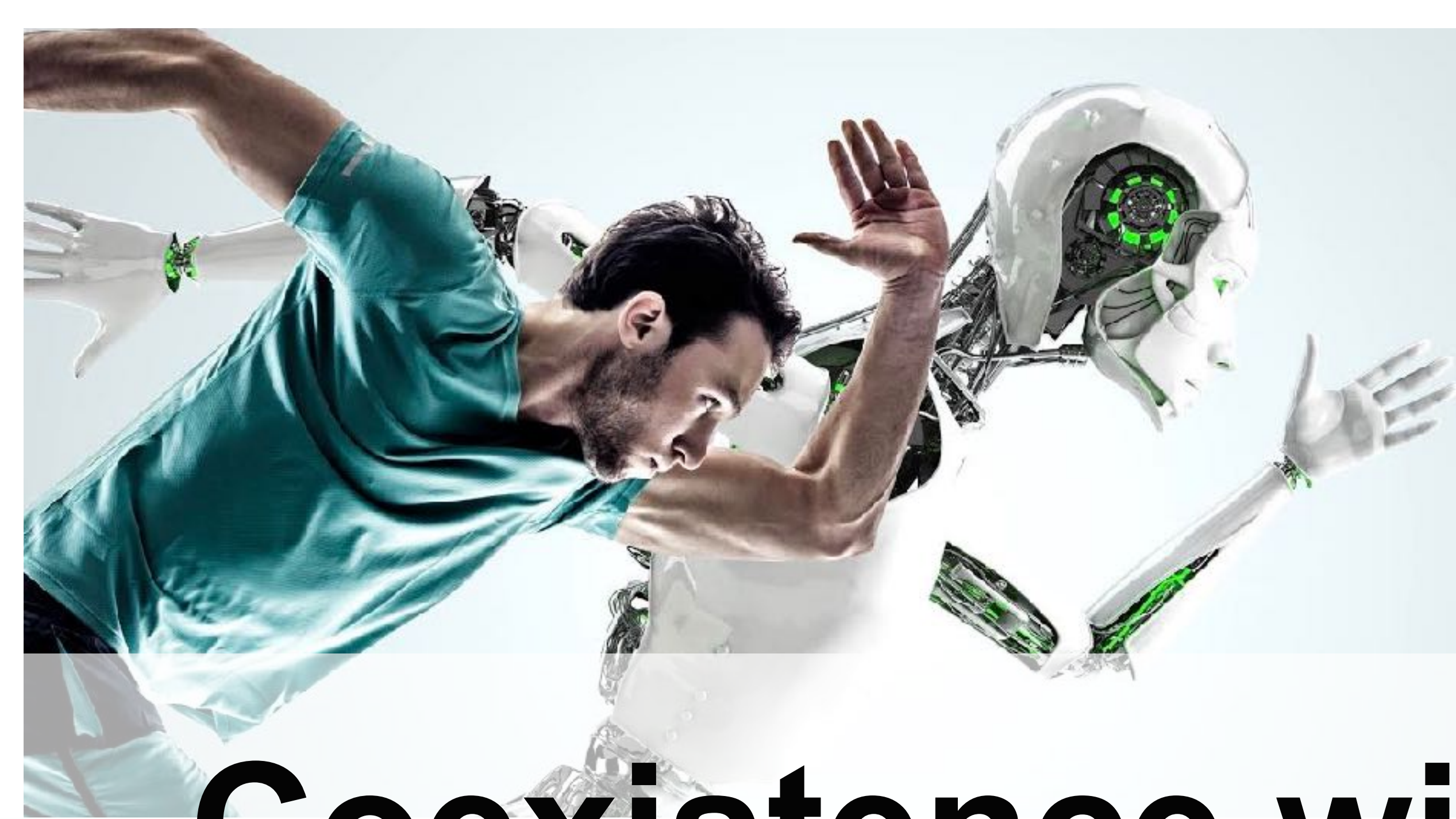
Life expectancy of 100+ years





Greater predictability






Coexistence with smart robots



SINGULARITY



IoT 1 trillion
(90% ARM based)


Big Data

AI



ARM[®]

ARM Business



R&D and design

Develop &
manufacture chips

Various electric
devices

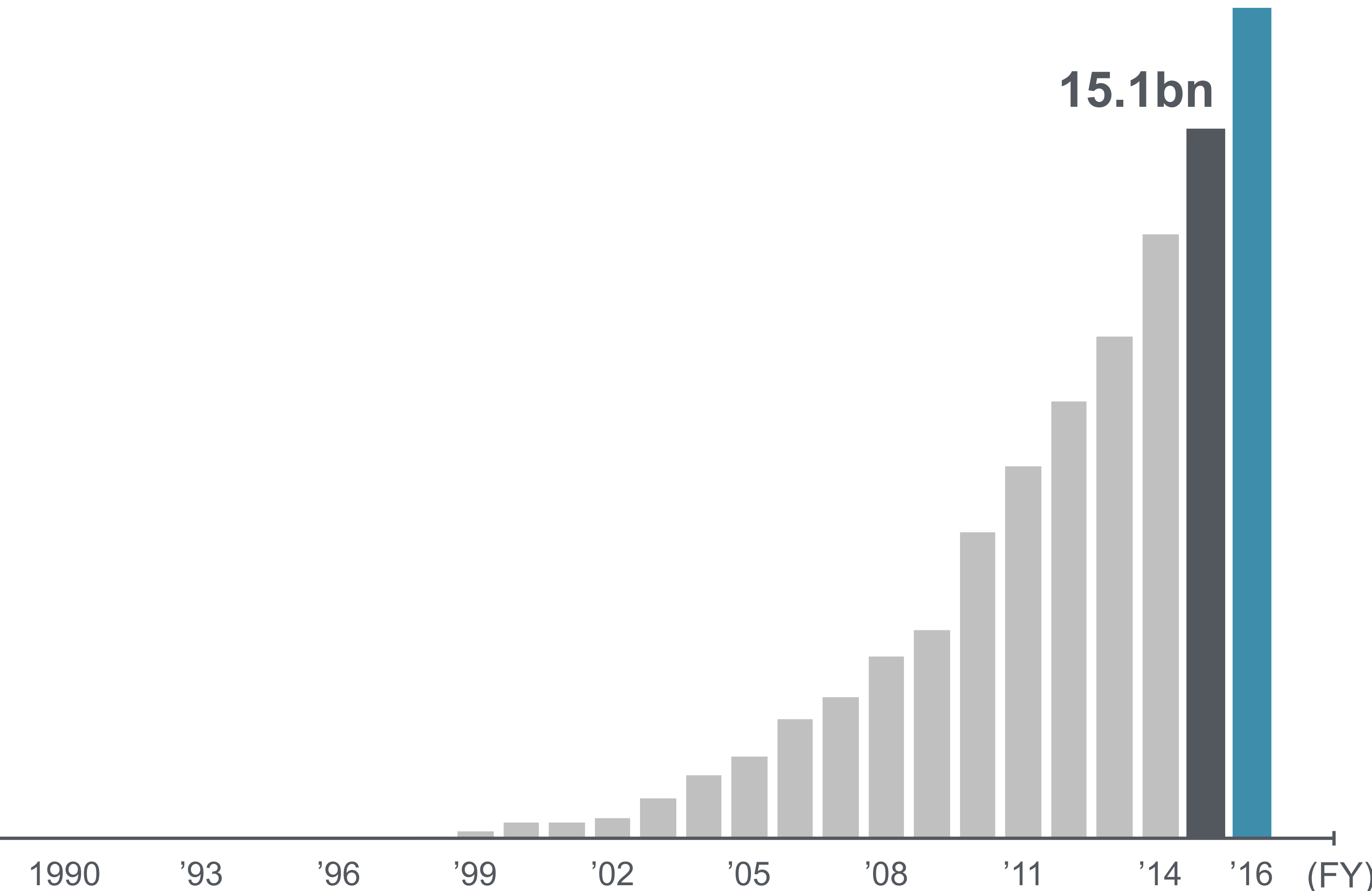
ARM-based Chips Shipped (Per Year)





17.7bn

15.1bn

Up 17%

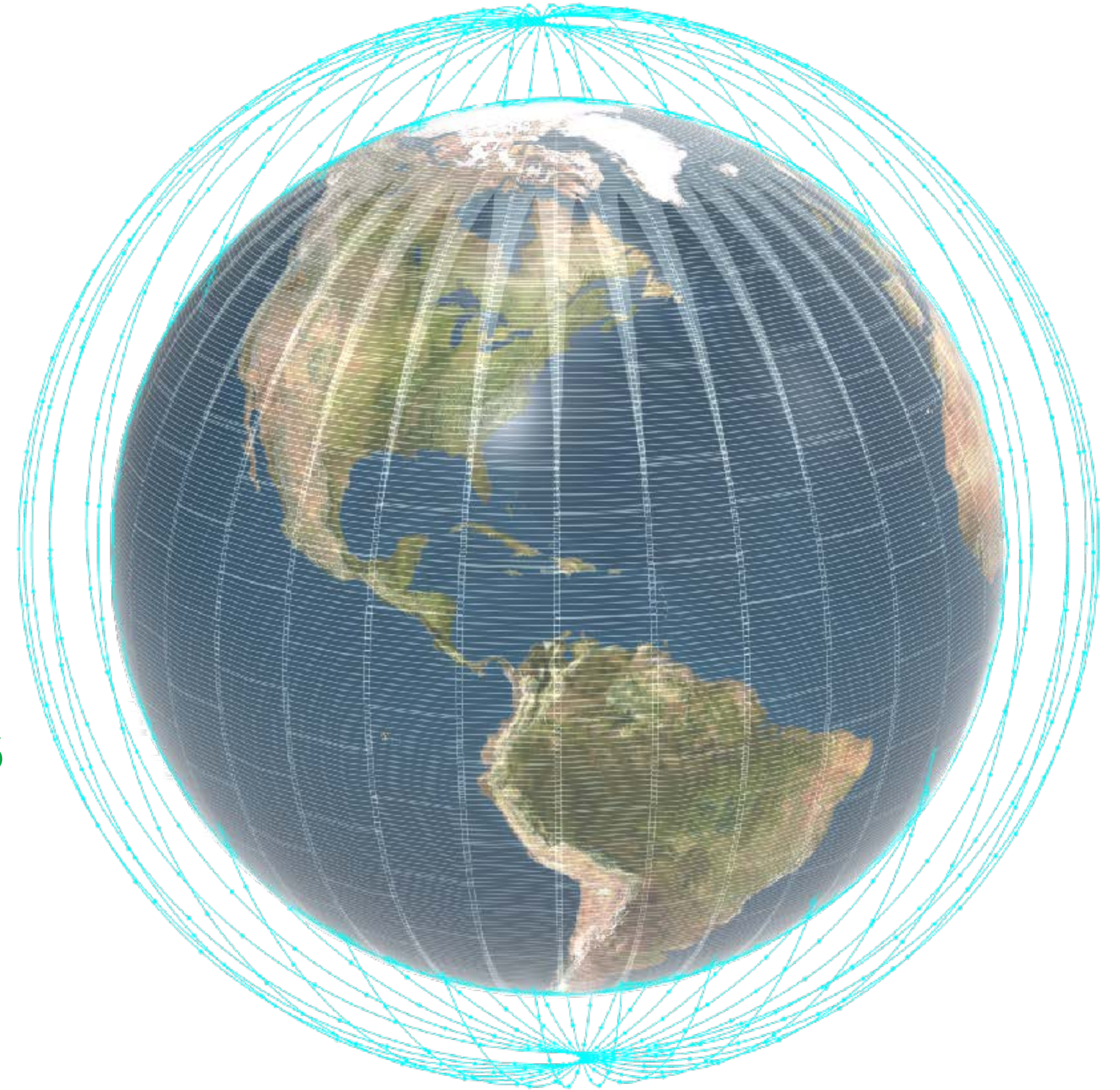






OneWeb

**The Next Generation of
LEO Satellite Communications**



Features



LEO Satellites (>720)



Signals

1,200km

Signals
(No interference)

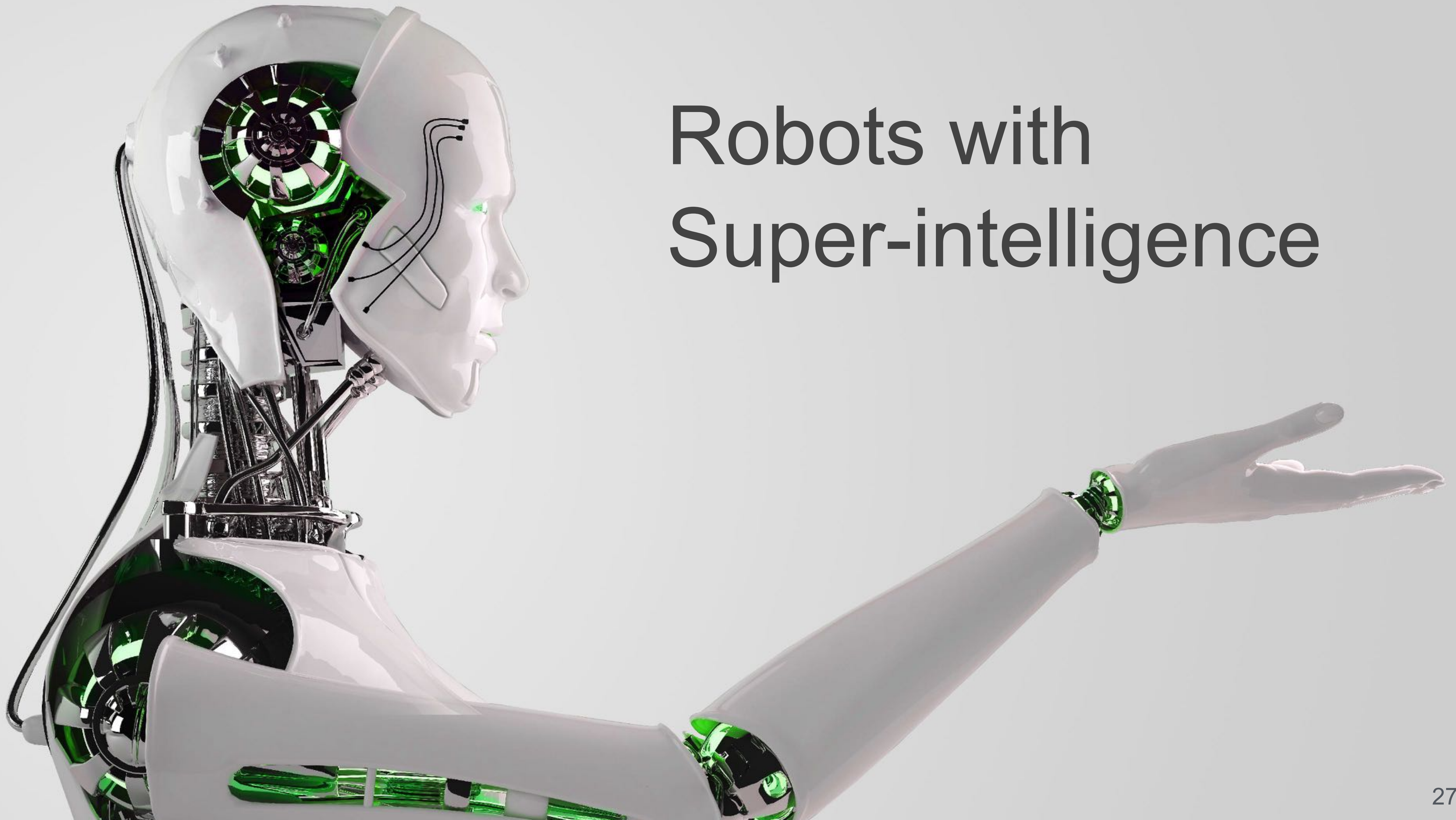
36,000km

GSO

GSO signals



Provide low latency, high speed, global coverage at low cost

(Note) LEO: Low Earth Orbit
GSO: Geosynchronous orbit
Over 720 satellites: plan to design and build 25



Robots with Super-intelligence

Boston Dynamics

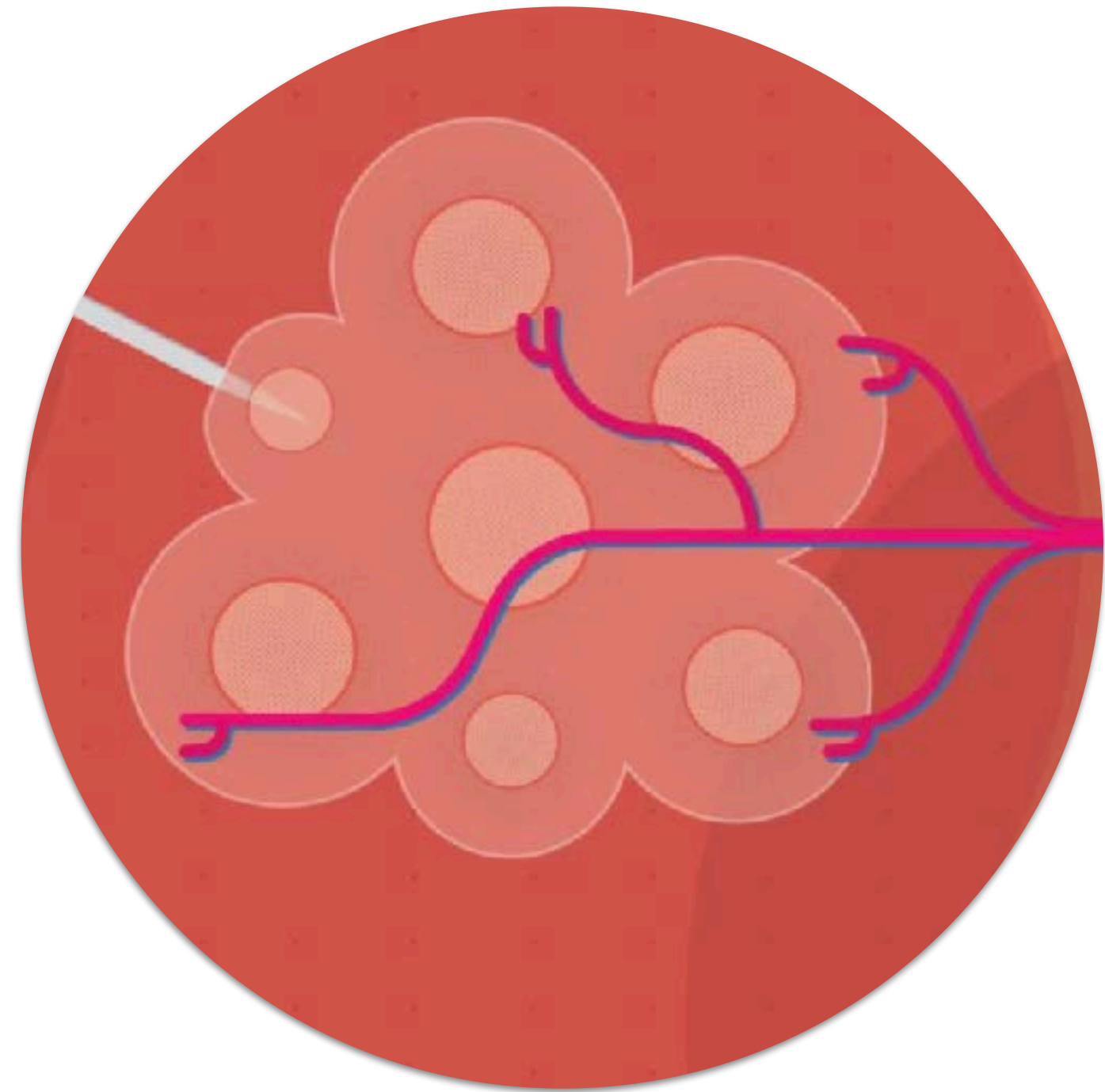




GUARDANT HEALTH


**Comprehensive Liquid Biopsy
Supported by Big Data**

Tissue Biopsy



Costly • Slow • Risky





Liquid Biopsy



Affordable • Rapid • Safe

Conquering Cancer with Data

1 million cancer patients sequenced within 5 years



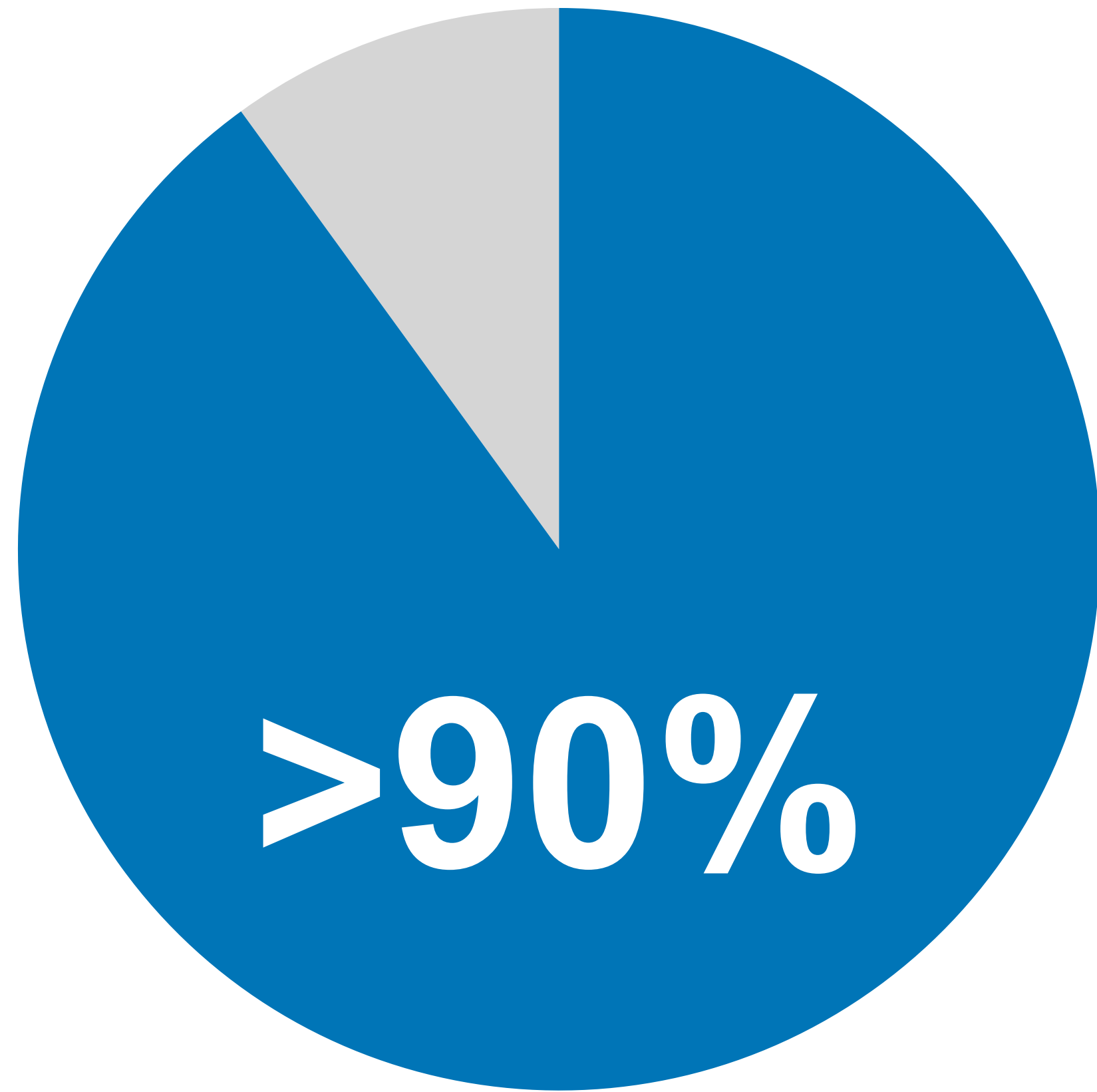
Blood Test
(Liquid Biopsy)

Digital Sequencing
(Big Data)

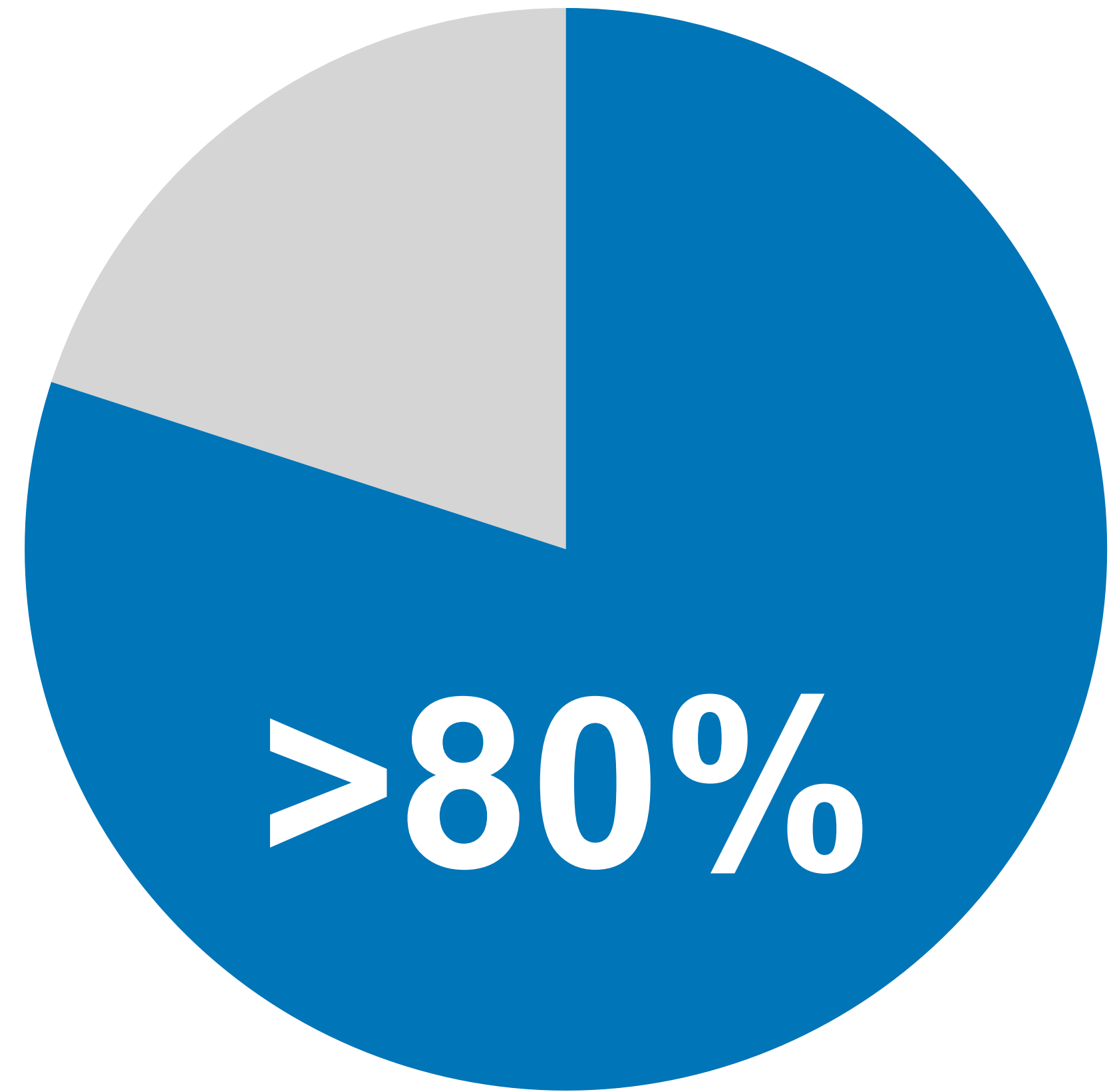
Artificial Intelligence
(Machine Learning)

Early Detection & Cancer Management

Global No.1: The most ordered comprehensive liquid biopsy



Adoption at leading U.S. cancer centers



Share of U.S. comprehensive liquid biopsy market

**The company that contributes
the most to humankind
by driving Information Revolution**

 **SoftBank**
Group

SoftBank Vision Fund

JPY 10 trillion

*JPY 10t: the amount of committed capital (over \$93bn) at the first major closing converted to JPY, USD 1 = JPY 110

Fundraising

1.6x

SoftBank
Vision Fund

JPY 10t

Global VC
(2016 Total)

JPY 7t

*JPY 10t: the amount of committed capital (over \$93bn) at the first major closing converted to JPY
JPY 7t: the amount of approximate capital (\$64bn) raised by venture funds in 2016 converted to JPY
(Source) KPMG Enterprise (citing pitch book data, January 12, 2017)

USD 1 = JPY 110 35

**Meeting with his Royal Highness, Deputy Crown Prince
Mohammed Bin Salman of the Kingdom of Saudi Arabia
(Tokyo, Sept. 3, 2016)**



Market Cap (Worldwide)

(JPY t)

USD 1 = JPY 110.68

As of May 31, 2007

1	Exxon Mobil	52
2	GE	43
3	Microsoft	33
4	Citi Group	30
5	PetroChina	29
6	AT&T	28
7	Royal Dutch Shell	27
8	Bank of America	25
9	ICBC (Industrial and Commercial Bank of China)	25
10	Toyota	24



As of May 31, 2017

1	Apple	88
2	Alphabet (Google)	75
3	Microsoft	60
4	Amazon	53
5	Facebook	49
6	Berkshire Hathaway	45
7	Johnson & Johnson	38
8	Exxon Mobil	38
9	Tencent	36
10	Alibaba	33

Saudi Arabia (PIF)



United Arab Emirates



مبادلة
MUBADALA

Partnering Global Investors



QUALCOMM

FOXCONN®

SHARP

Leverage Our Know-how



Technology

+

Finance

Toward No.1 Group of Entrepreneurs

SoftBank Vision Fund



New Director Candidates




Marcelo Claure
President and CEO,
Sprint Corporation



Rajeev Misra
CEO,
SoftBank Investment Advisers



Simon Segars
CEO,
ARM Holdings plc



Mark Schwartz
Senior Director,
Goldman, Sachs & Co.



Yasir O. Al-Rumayyan
Managing Director and
Board Member,
the PIF of the Kingdom of
Saudi Arabia

Aiming High

Information Revolution – Happiness for everyone



1. Adoption of IFRSs

SoftBank Group Corp. adopted the International Financial Reporting Standards (IFRSs) from fiscal 2013. Figures for fiscal 2012 have also been presented in accordance with IFRSs.

2. Definition of terms etc. in this material.

Free cash flow = cash flows from operating activities + cash flows from investing activities

EBITDA (IFRSs) = net sales – cost of sales – selling, general and administrative expenses + depreciation and amortization

EBITDA (Japanese-GAAP) = operating income (loss) + depreciation + amortization of goodwill

Interest-bearing debt (IFRSs): corporate bonds and commercial paper + long-term borrowings + short-term borrowings + lease obligations + installment payables + preferred securities

Interest-bearing debt (Japanese-GAAP): corporate bonds and commercial paper + long-term borrowings + short-term borrowings (excluding lease obligations)

Net interest-bearing debt: interest-bearing debt - cash position

3. Trademarks and registered trademarks

The names of other companies, other logos, product names, service names, brands, etc., mentioned in this material are registered trademarks or trademarks of SoftBank Group Corp. or the applicable companies.

Unauthorized copying of this material and use of the information or the data in this material in whole or in part are not permitted.

- Apple, the Apple logo, iPhone and iPad are trademarks of Apple.
- The trademark "iPhone" is used with a license from Aiphone K.K.